



User Guide May 2014

How to BenchPrep

CONTENTS

- Dashboard
- Student Status
- Strengths & Weakness
- Study Plan
- Lessons
- Flashcards
- Practice Questions
- Tests
- Game Center
- Mobile App
- FAQ

DASHBOARD

Click the **green button** to start your next **study task**.

STUDENT STATUS

See where you stand relative to other students in the course. 99 is the best percentile.

STRENGTHS & WEAKNESS

Identify topics that need more work as well as areas you are grasping well.

- Home
- Study Plan
- Game Center
- Lessons
- Flashcards
- Practice Questions
- Tests

The screenshot shows the BenchPrep dashboard for the course 'ACT English, Reading, and Writing Prep by Nova'. The dashboard is divided into several sections:

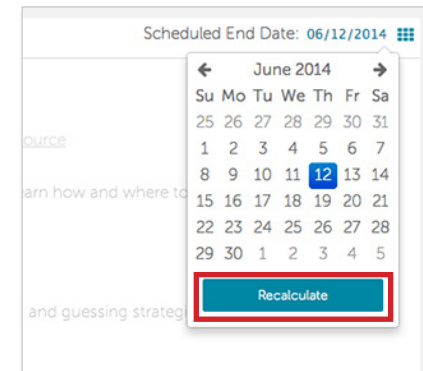
- Study Plan - in a month:** A progress bar shows 52% completion. Below it, a task 'English Test - Subject-Verb Agreement' is listed with an estimated time of 12 minutes and a green 'Start Task' button.
- Student Status:** Shows a 75 percentile score.
- Performance:** A line graph shows the 'Percent of questions correct' over 'Answer History' (1-3, 4-6, 7-9, 10-12, 13-14). The current performance is 88%.
- Strengths & Weaknesses:** A bar chart compares scores for 'English Test' (82) and 'Reading Test' (75).
- Recent Activity:** A list of recent achievements, including 'Sophie unlocked "Card Hunter" in ACT English, Reading, and Writing Prep by Nova' 4 minutes ago.
- Top Game Scores:** A table showing scores for various games: 823, 550, 1399, 2516, and 6288.
- 14/83 Achievements Unlocked:** A section showing progress towards unlocking more achievements.
- Top Performers in this Course:** A list of top performers, including Brandon Nguyen-Ho, Janice Foster Grant, Shaolin Plasse, vg, John Creasy, Shanelle Rodriguez, LUCILLE, Sophie, Grant Nygaard, and Susan Stevens.



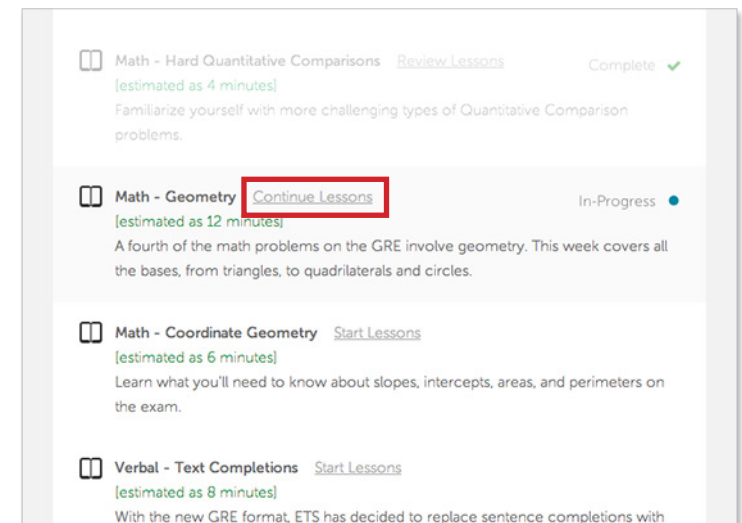
STUDY PLAN

Stay organized and on track - our Study Plan guides you through the course in the most efficient way possible.

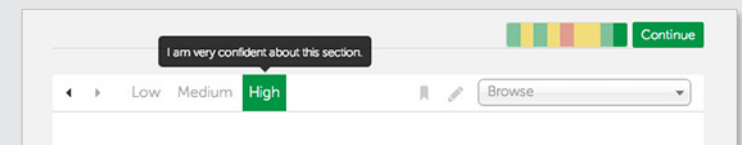
Adjust your end date anytime by selecting a date and clicking **"Recalculate"**.



Click the link to jump into a lesson, practice question, or test.



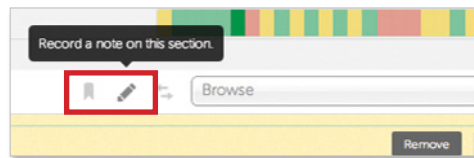
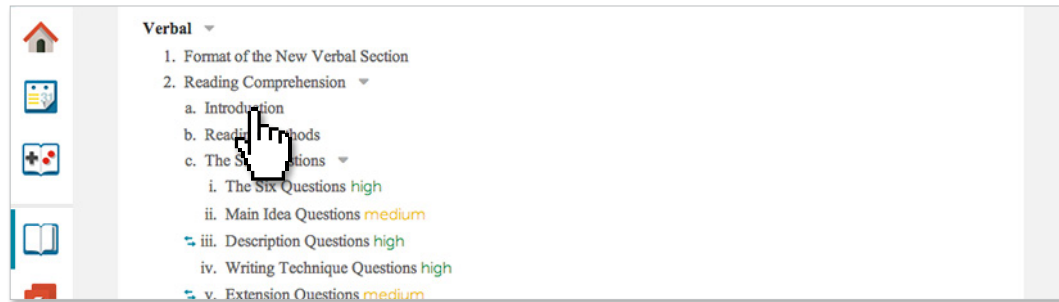
After you read or watch a lesson, **you must mark** a confidence level to continue on to the next study task.



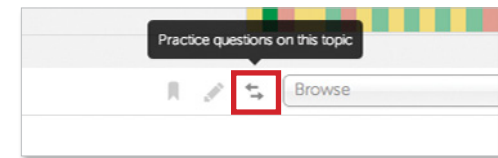


LESSONS

Review expert study materials, take notes, bookmark important concepts, and attempt related practice questions.



Leave a note or bookmark a lesson



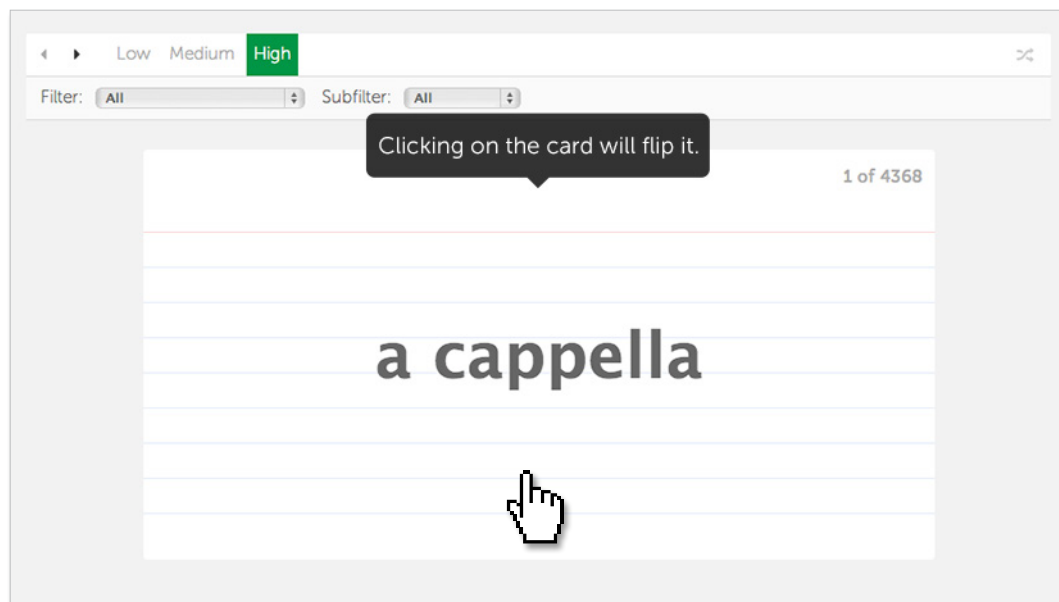
Attempt related practice questions



FLASHCARD

Easily memorize important terms and concepts. Just **click the card** to view the definition.

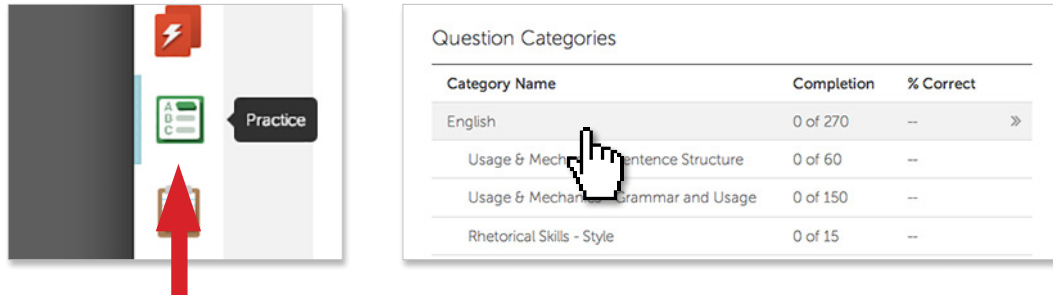
You can use the arrow keys on the keyboard to flip through your flashcards.



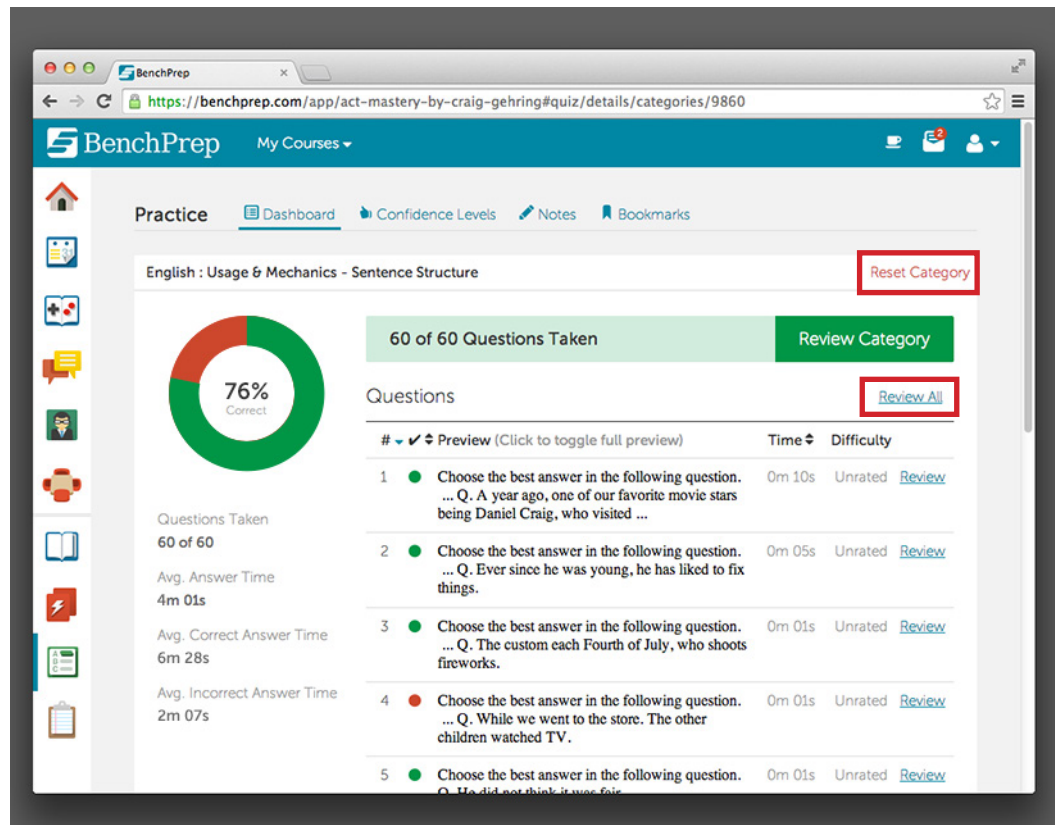


PRACTICE QUESTIONS

Reinforce what you just learned. Attempt as many or as few practice questions as you'd like.



Select a category and click **"Practice Category"** on the following page.



Review your completed questions or **reset** to retake them



TESTS

Our full-length tests are designed to simulate **the actual exam**.



| Tests | | |
|-----------|--------------|-----------|
| Test Name | Test Length | % Correct |
| Test 1 | 20 Questions | -- |
| Test 2 | 20 Questions | -- |
| Test 3 | 20 Questions | -- |
| Test 4 | 20 Questions | -- |

Select a test and click **"Start Test"** on the following page.

Math Full Length Test 1: Math Section Section 1 of 1 This section: 00:56:06 Total: 00:56:06 Pause

Revisit Later Question 11 of 60 Review & Finalize Section

Section Instructions

Q. In the figure below, points A, C, E, and G are collinear; B, C, and D are collinear; D, E, and F are collinear. Angle measures are as marked. What is the measure of $\angle ABC$?

A. 40°
B. 60°
C. 70°
D. 80°
E. 90°

Confirm

Check mark a question if you are unsure of your choice, and revisit later before submitting your answer.

Review all your answers at any time during the test.

**THE FUN STUFF!**

Who says learning can't be fun?

Select a flashcard game from our Game Center and compete against your classmates and other students for a spot on the leader board.

Game Center**Card Picker**

The object of the game is to correctly match Side 1 of the flashcard with Side 2.

**Card Hunter**

The object of the game is to match one pair of related terms each round.

**Card Sweeper**

The object of the game is to match all cards on the board.

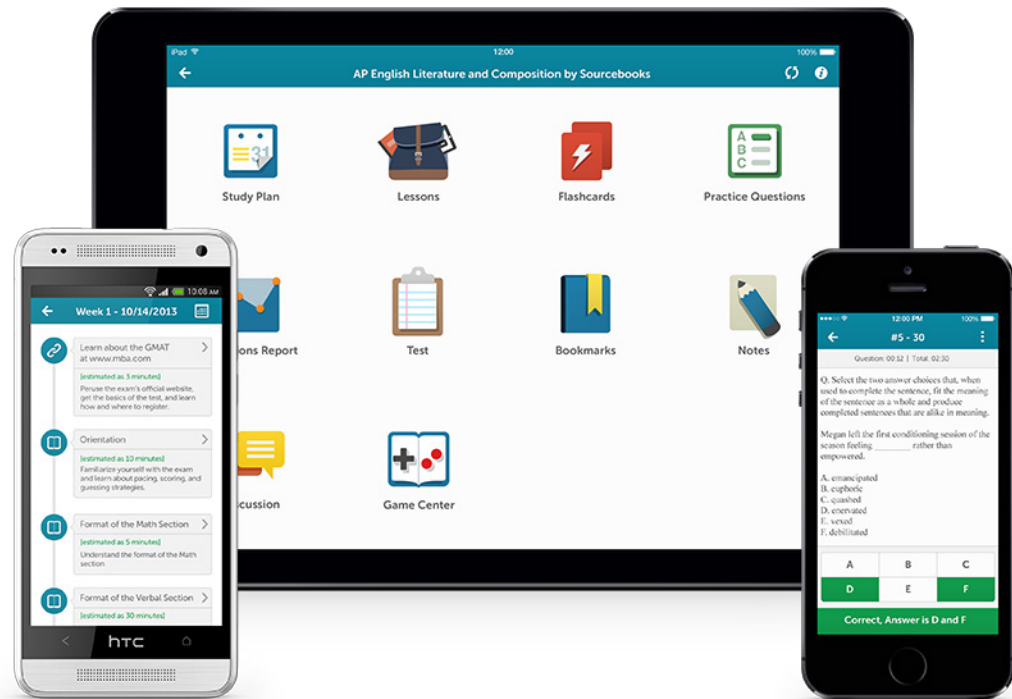
**Card Coupler**

The object of the game is to match 10 pairs of cards.

How to download the mobile app:

You can download the BenchPrep mobile app for free from either the Apple App Store or Google Play Store, depending on your device. Simply search for BenchPrep in the app store.

Once the app has been downloaded, open the app and enter your email address and password.



We have included a FAQ section to help you quickly find answers to questions typically asked by students.

How do I reset my password?

Simply go to www.benchprep.com/pass-words. From this page, enter your account email address and hit **"Reset Password"**.

Shortly after, you will receive an email with a link and directions on how to reset your password. If you do not receive the email, please be sure to check your spam or junk folders.

For more help, please contact support@benchprep.com

How do I change information in my account (email address, password, name)?

All account information can be modified from your account page after logging in. Simply click the person icon in the top right corner and click **"Account"** from the drop down menu.

I can't log in. What should I do?

Most likely, you are not using the correct email address to sign-in. First, check to see where your confirmation email was sent. If you cannot find a confirmation email, send your first and last name and the email address you believe you signed up with to support@benchprep.com

What internet browser should I use?

We recommend using Google Chrome, Firefox or Safari.

A portion of my course is not loading, what do I do?

This usually happens for 1 of 2 reasons.

1. You are using BenchPrep on Internet Explorer. Internet Explorer does not fully support our technology. For best results, we recommend using Google Chrome, Firefox, or Safari.
2. Occasionally, the download process is interrupted or does not occur properly.

To ensure you are seeing the best version of your course, follow these steps:

1. Login to your account and open your course
2. Click the person icon in the top right corner
3. Select **"Help"** from the drop down menu
4. Go to the question, "A portion of my course is not loading, what should I do?"
5. Click the provided link to refresh your course

If the problems persist, please logout of your account and try clearing your browser cache. You can find directions on how to clear your cache here:

<http://kb.iu.edu/data/ahic.html>

CONTACT US**Contact Support**

support@benchprep.com
24 hour response time

1(855)236-2477
Mon-Fri 9am to 5pm CT

Counselor Help Line

Stressed about your exam?
[Talk to a counselor](#)

1 (855) 447 - 2848
Mon-Fri 9am to 5pm CT

Ask a Tutor

Looking for extra help?
[Contact a tutor](#)